


Multi-turn Rotation Sensor



The rotation sensor can be turned 10 full rotations.

Designed For Use With:

- PhidgetInterfaceKit 8/8/8
- PhidgetTextLCD with InterfaceKit 8/8/8

Examples:

You will find program examples in the download section of www.phidgets.com

What can the Multi-turn Rotation Sensor do?

The Multi-turn Rotation Sensor can measure 3600 degrees of rotation. It is typically used in Human Interface applications (control panels, etc), as well as detecting rotation in applications where the rotation is limited to a maximum of 10 turns.

Getting Started

Installing the Hardware


The Kit contains:

- A Multi-turn Rotation Sensor
- A Sensor Cable

You will also need:

- A PhidgetInterfaceKit 8/8/8 or a PhidgetTextLCD
- A USB Cable

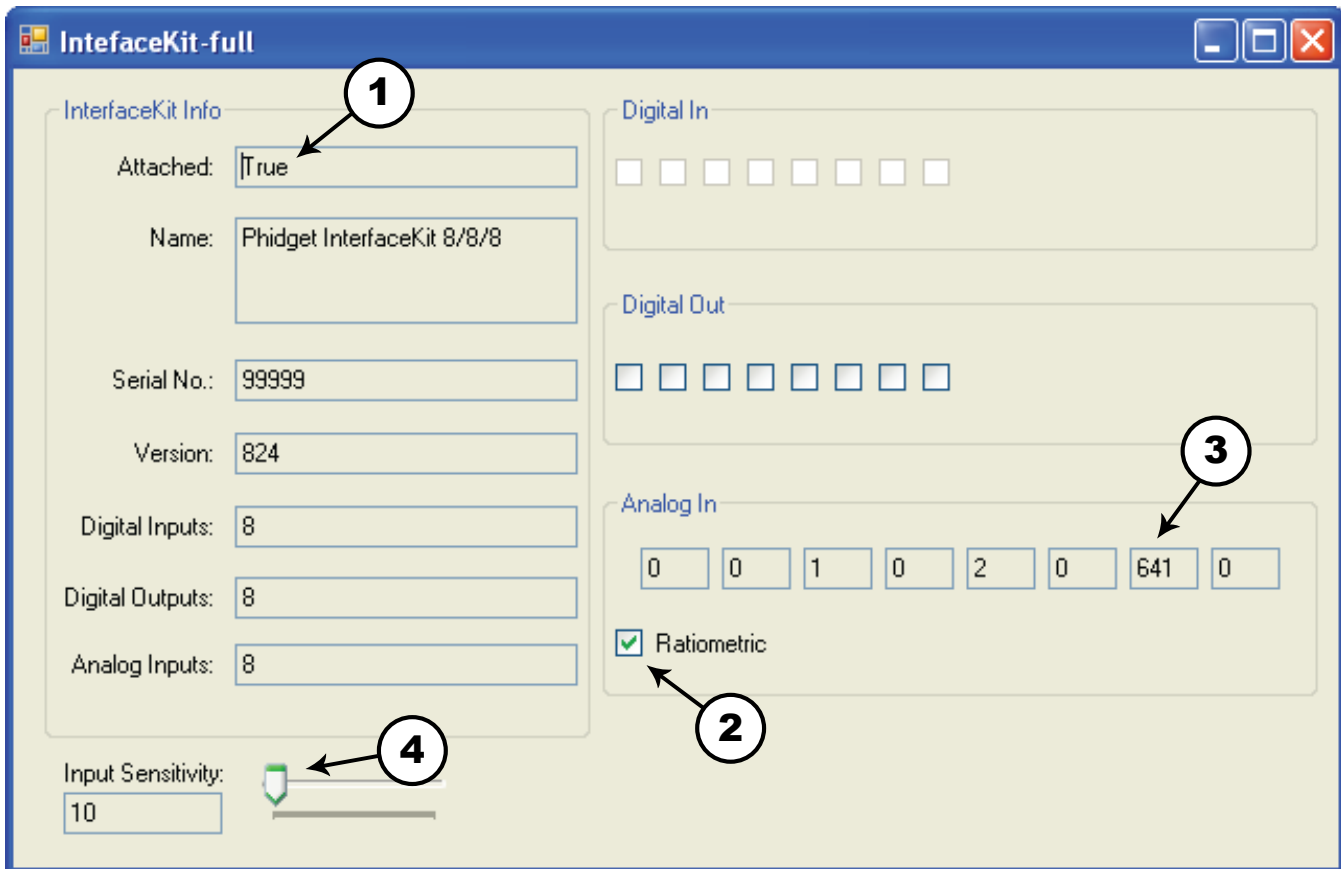
Connecting all the pieces



Connect the Multi-turn Rotation Sensor to an Analog Input on the PhidgetInterfaceKit 8/8/8 board using the sensor cable

Testing the Multi-turn Rotation Sensor using Windows

Run the Program InterfaceKit - Full



1. Check that the box labelled Attached contains the word True.
2. Make sure that the Ratiometric box is Ticked.
3. As you turn the knob, the value in the Analog box will uncrease from 0 to 999 as you turn clockwise.
4. You can adjust the input sensitivity by moving the slider pointer.

Technical Information

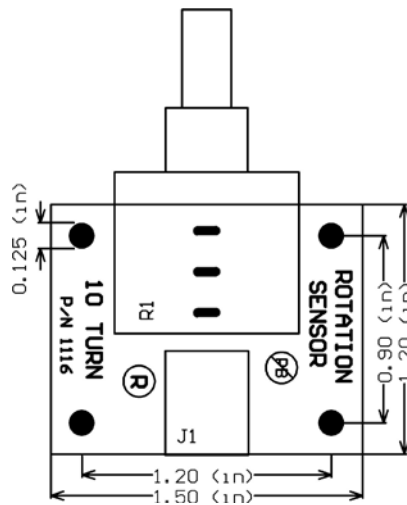
At fully counter clockwise the sensor reads zero, and at fully clockwise it reads 1000. The maximum resistance of the potentiometer is 200 k ohm

Device Specifications

Current Consumption	250uA
Output Impedance	20K ohms

Mechanical Drawing

1:1 scale



Product History

Date	Product Revision	Comment
August 2004	n/a	Product Release